

SVS04-22E VOLTAGE STABILISER

VOLTAGE PROTECTION AND STABILISATION FOR ALL ELECTRICAL AND ELECTRONIC EQUIPMENT

DESCRIPTION

As both high and low mains voltage can damage your electrical equipment, the Sollatek SVS is designed to monitor and correct the incoming supply continuously.

If the voltage rises or drops, the SVS will stabilise the output to ensure that the voltage reaching your equipment remains constant at 230 V ($\pm 7\%$)*. For full input / output voltage profile, please see table in the next page. The Sollatek SVS04-22E has a bright and clear LED display to accurately read the input and output voltage as well as three status LEDs for quick load status indication.

The SVS also protects your electrical equipment against power spikes and surges. Using the SVS ensures a stable, and clean voltage supply to your equipment.

APPLICATIONS

The SVS04-22E is suitable for all electrical and electronic appliances, including: fridges/freezers, vaccine fridges/freezers, medical and laboratory equipment.

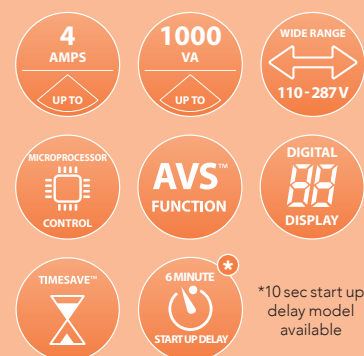
FEATURES

- Microprocessor controlled stabiliser
- Solid state with no moving parts
- Requires no maintenance
- Extremely fast response
- Excellent output voltage stability
- Very wide input voltage range (110 - 287 V)
- Includes surge and spike suppression and protection
- Incorporates over & under voltage disconnect (AVS™ function) when mains is extreme and outside working limits
- 6 Minute startup delay as standard to allow neutralisation of compressor gases, critical in such applications (10 second model also available)
- Incorporates TIMESAVE™ Function (10 second start-up delay after long duration powercut)
- Frequency/Voltage measurement smoothing via software to filter noise
- Compact modern design incorporating lightweight, high grade flame retardant ABS
- Modern 7 segment LED display for input & output voltage and 3 status LED indicators
- British design

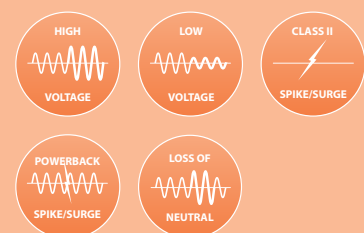


Actual unit may differ from shown

FEATURES



PROTECTION AGAINST



PROTECTION FOR



* For input voltage between 125 V to 280 V

TECHNICAL SPECIFICATION

INPUT & OUTPUT								
Input Range			110 V to 287 V					
Output Range			202 V to 245 V					
Input Operating Range	Over Voltage	Disconnect	287 V					
		Reconnect	285 V					
	Under Voltage	Disconnect	110 V					
		Reconnect	116 V					
Load Current			4 A					
Frequency Range			35 Hz to 65 Hz					
GENERAL								
Derating Factor			10% to 15% per 10°C above 40°C					
Synchronization			Output synchronized to input					
Permissible Overload			Overload 1000% for 100ms, 720% for 10 seconds, 150% for 120 seconds					
Load Types			Fridges, Freezers, Medical Cold Chain (vaccine fridges/ freezers), Laboratory and Medical Equipment, Computers, IT Equipment					
Technology			Transformer tap switching using relays					
Efficiency			88% at 25% load, 94% at 50% load, 96% at 75% load, 97% at 100% load					
Control			Microcontroller based control system provides self checks, system integrity, monitoring and diagnostic indicators					
Control Protection			Internal surge arrestors and filters in control circuit protect against disturbances. Filtering algorithms and fault tolerant software protect against disturbances and false measurements					
Ambient Temp Range			-30°C to +70°C when product is inactive -5°C to +55°C during use					
Relative Humidity			< 95%, non condensing					
Acoustic Noise			< 45 dB (A)					
Expected Service Life			> 10 years					
Standards			Manufactured to comply with: ISO9001:2000, CE, EN 50081-1:1992, EN 50082-1:1998, EN 55022:1998, EN 61000-4-2:1995/1998, EN 61000-4-3:1996, EN 61000-4-4:1995, EN 61000-4-5:1995, EN 61000-4-6:1996, EN 61000-4-11:1994, DD ENV 50204, BS EN 61558-1, EN 60065, EN 60555					
Correction Speed			750 Volts per second					
Response			Within 0.1 second					
Wait Time on Start Up			10 sec or 6 minutes (depending on model)					
Power Factors			Unaffected by load power factor					
AVS™ Function			Automatic voltage switcher: output is switched off to protect device against over and under voltage and automatically reconnects when safe					
TimeSave™ Function			Reduced startup delay if unit was off for more than the standard delay period to 10 seconds					
MECHANICAL								
Connection			Plug and Socket					
Unit Dimension WxHxD			161 x 131 x 277 mm		Weight	7.2 kg		
Carton Dimensions WxHxD			290 x 180 x 550 mm			17.0 kg	Unit QTY	2
Pallet Dimensions WxHxD			1000 x 1100 x 1200 mm			441.0 kg		

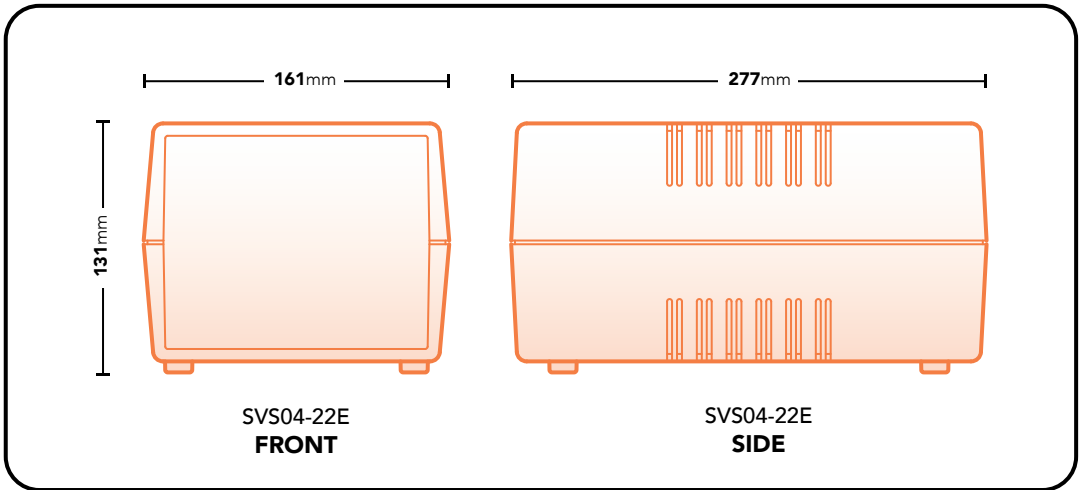
VOLTAGE TABLE

INPUT	OUTPUT
0-105	OFF
110	200/OFF
115	209
120	218
125	227
130	236
135	210
140	217
145	225
150	233
155	249/211
160	218
165	225
170	232
175	238
180	209
185	215
190	221
195	227
200	233
205	239
210	243/210
215	215
220	220
225	225
230	230
235	235
240	240
245	245/209
250	214
255	218
260	222
265	226
270	231
275	235
280	239
285	243
290	OFF

All weights and dimensions are approximate. Specifications are subject to change without prior notice. ©Sollatek (UK) Limited 2023. All Rights Reserved.

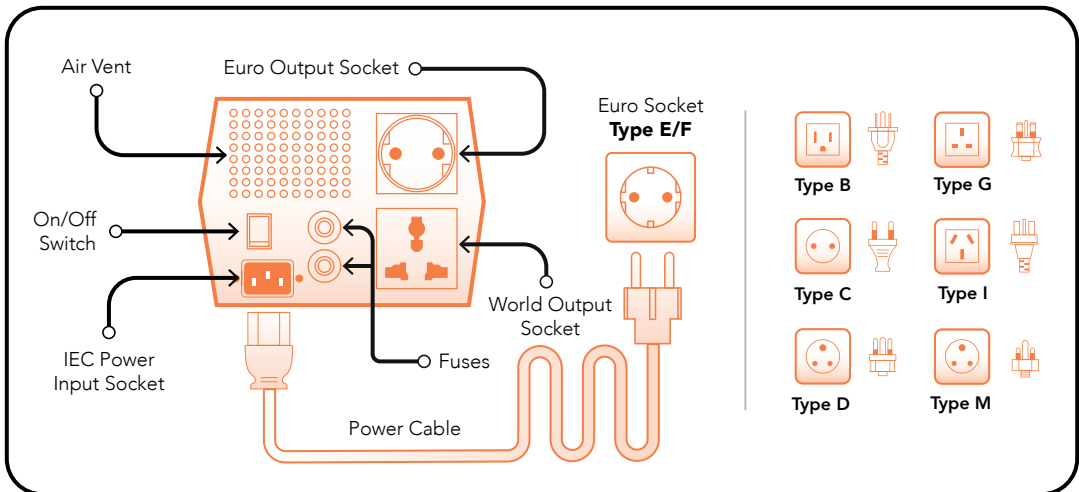


DIMENSIONAL DIAGRAM



i The diagrams presented are for illustrative purposes only. Detailed drawings are available upon request.

REAR PANEL DIAGRAM



+ Alternative plug types available: Type B, C, D, G, I and M. Other plug types not listed available upon request.

PRODUCT CODE	DESCRIPTION
98204E16	SVS04-22E 4A 1kVA 110-285V 6min Euro
98204E16-10	SVS04-22E 4A 1kVA 110-285V 10sec Euro

SOLLATEK (UK) LIMITED
Sollatek House, Waterside
Drive, Langley, Slough SL3 6EZ,
United Kingdom
Tel: +44 (1753) 214 500
Email: sales@sollatek.com
Web: www.sollatek.com

ISO9001: 2015 accredited company
All weights and dimensions are
approximate. Specifications are subject
to change without prior notice. ©Sollatek
(UK) Limited 2023. All Rights Reserved.
SOLLATEK and the SOLLATEK device are
the trade marks of the Sollatek group of
companies.

