



SOLLATEK MAXIMA ONLINE

UNINTERRUPTIBLE POWER SUPPLY
2000 VA TO 10000 VA

DESCRIPTION

The Sollatek Maxima Online Series UPS shields critical systems from any power disturbance, ranging from minor voltage dips to full-scale outages. With models covering 2 kVA to 10 kVA, it adapts to diverse demands with a 0.9 power factor and achieves up to 98% efficiency to help reduce costs. The True Double-Conversion design and advanced DSP control guarantee precision under harsh mains conditions, while a wide input range, CVCF support and parallel operation (up to three units) ensure flexible scalability.

Its intelligent communication slot and USB-HID ports enable seamless monitoring without the need of extra software. Featuring OVCD (optional on 3kVA models), fan lock detection, and overload warnings, it bolsters reliability for mission-critical infrastructure. Compact, quiet, and fully CE-compliant, the Maxima Online UPS delivers continuous, worry-free power for any mission critical workflow.

APPLICATIONS

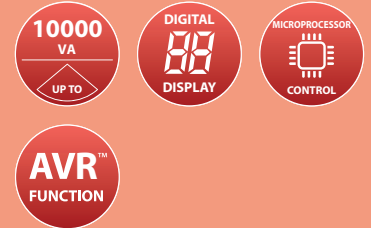
- Data Center
- Telecommunications
- Security and Surveillance System
- Multimedia Equipment

FEATURES

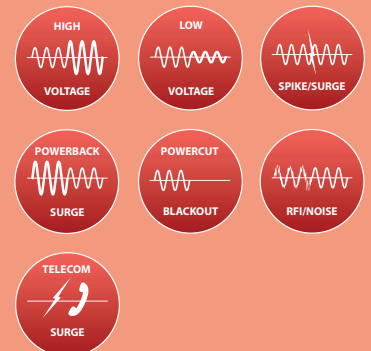
- **True Double-Conversion & DSP Control:** High adaptability to harsh mains conditions while providing precise, reliable power management
- **High Efficiency & ECO Mode:** Operates with a 0.9 output power factor for energy savings, and supports an energy-saving ECO mode
- **Wide Input Range & CVCF Support:** Accepts a wide voltage/frequency range and maintains constant voltage & frequency for sensitive loads
- **Parallel Operation:** Easily increase capacity or redundancy, up to three units in parallel using an optional parallel card
- **Intelligent Communication & USB-HID:** For remote monitoring, plus USB-HID capability for driver-free UPS management
- **Comprehensive Protections:** Includes OVCD (optional on 3kVA), fan lock detection, over-temp. detection & overload warnings for reliability
- **Compact & Quiet Design:** Requires minimal installation space, while low audible noise ensures a comfortable environment.
- **Programmable LCD Display:** Offers quick UPS parameter configuration and real-time monitoring for easy setup and management
- **CE Compliance:** Meets stringent safety and performance standards for assured quality



FEATURES



PROTECTION AGAINST



PROTECTION FOR



TECHNICAL SPECIFICATION

MAXIMA ONLINE MODELS		2K	3K	6K	10K
Capacity (VA/W)		2000 VA / 1800 W	3000 VA / 2700 W	6000 VA / 5400 W	10000 VA / 9000 W
Efficiency	Double Conversion	91%		94%	
	ECO Mode	98%		98%	
INPUT					
Voltage Range		176-300 VAC @ 100% load* 100-176 VAC @ ≤40% load*	176-300 VAC @ 100% load* 100-176 VAC @ ≤40% load*	185-275 VAC @ 100% load* 120-185 VAC @ ≤50% load*	
Rated Frequency		50/60 Hz	50/60 Hz	50/60 Hz	
Frequency Range		40-70 Hz (45-55/ 54-66 @ load>60%)	40-70 Hz (45-55 / 54-66 Hz @ load >60%)	40-70 Hz (46-54 / 56-64 Hz @ load >60%)	
OUTPUT					
Rated Voltage		220/230/240 VAC		208/220/230/240 VAC derating to 90% load @ 208 V	
Rated Frequency		50/60 Hz		50/60 Hz	
Maximum PF		0.9		0.9	
Voltage Accuracy		±1%		±1%	
THDv		<2% @ linear load <6% @ non linear load		<2% @ linear load <4% @ non-linear load	
Crest Ratio		3:1 Max			
Overload (line mode)		100% < load ≤ 105% cont. 105% < load ≤ 130% for 60s 130% < load ≤ 150% for 10s load > 150% for 0.3s		105% < load ≤ 125% for 1min 125% < load ≤ 150% for 30s load > 150% for 0.5s	
GENERAL					
Working Modes	CVCF	Yes (derating to 60% load)			
	Parallel	N/A		3 Max (Optional Card)	
Interface	Display	Segment LCD		LCD	
	USB	USB 2.0		No	
	RS232	Optional		Yes	
	EPO	Yes		Optional	
	Intelligent Slot	Yes (for Long Card)		Optional	
	Network Card	Optional (NMC Long Card)		WinPower	
	Modbus Card	Optional (CMC/Modbus Long Card)		N/A	
	Dry Contactor	Optional (AS400 Long Card)		N/A	
	Intelligent Slot	Yes (for Long Card)		Optional	
	Software	WinPower			
Certification		CE, IEC/EN 62040			
EMI	Conduction/ Radiation	C2		C3	
	ESD	IEC61000-4-2			
EMS	RS	IEC61000-4-3			
	EFT	IEC61000-4-4			
	Surge	IEC61000-4-5			
Maintenance Bypass Switch		N/A		Optional	
Input Connection		IEC C14	IEC C20	Hardware terminal connection	
Output Connection		4 x IEC C13 (optional for Schuko and NEMA)	4 x IEC C13 + 1 x IEC C19 (optional for Schuko and NEMA)	Hardware terminal connection	



BATTERY				
Voltage	48 VDC	72 VDC	180 VDC	192 VDC
Inbuilt Battery Type	12Vx9Ah	12Vx9Ah	12Vx7Ah	12Vx9Ah
Charging Current	1.5 A		1.2 A	
Recharging Time (90%)	4 hours		7 hours	
Max. External Battery Quantity	4 (optional)		N/A	
ENVIRONMENTAL				
Operating Temperature	0-40°C			
Relative Humidity	0-95%		20%-90%	
Operating Altitude	0-3000m derating 1% every 100m up @1000-3000m			
Acoustic Noise	<40dB	<41dB	<50dB	
IP Protection Level	IP20		N/A	
ACCESSORY				
Input Power Cable	Yes		N/A	
Output Power Cable	No		N/A	
EBM Cable	Yes		N/A	
USB Cable	Optional		N/A	
RS232 Cable	Optional		Yes	
PHYSICAL				
Unit Dimensions (WxDxH)	190 x 399 x 327 mm	190 x 393 x 327 mm	248 x 500 x 616 mm	
Unit Weight	17.4 kg	22.7 kg	59.0 kg	63.0 kg

*The Sollatek UPS supports full rated load when input voltage is between 176–300 VAC (2 & 3 kVA models) and 185–275 VAC (6 & 10 kVA models).

2kVA & 3kVA Model: If the input voltage drops to 100–176 VAC; On full Load, it will switch to battery fully. i.e. mains will be switched off. On 40% Load or lower, it will continue to operate normally.

6kVA & 10 kVA models: If the input voltage drops to 120–185 VAC; On full Load, it will switch to battery fully. i.e. mains will be switched off. On 40% Load or lower, it will continue to operate normally.

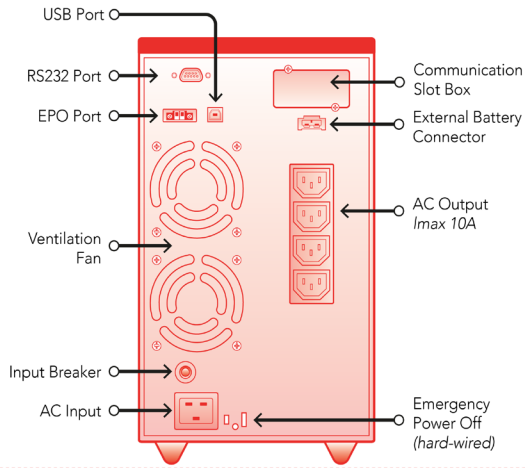
RUNTIME ESTIMATES

LOAD PERCENT	25%	50%	75%	100%
Maxima Online 2K 2000 VA / 1800 W	Enquire for further information			5.1 mins
Maxima Online 3K 3000 VA / 2700 W	Enquire for further information			5.1 mins
Maxima Online 6K 6000 VA / 5400 W	28.0 mins	9.9 mins	6.0 mins	2.0 mins
Maxima Online 10K 10000 VA / 9000 W	22.3 mins	8.6 mins	2.6 mins	1.3 mins

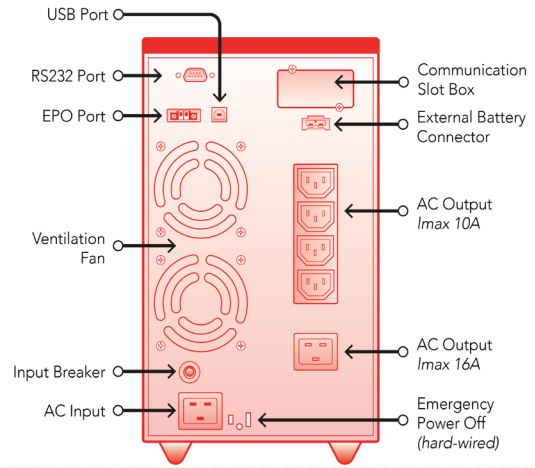
i Runtimes are approximate and based on typical load with maximum power factor.
Actual performance may vary depending on factors such as equipment, configuration, battery age, temperature, and other conditions.



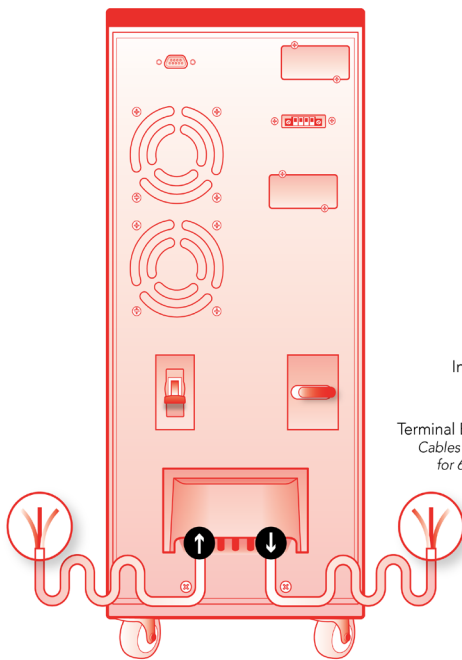
REAR PANEL



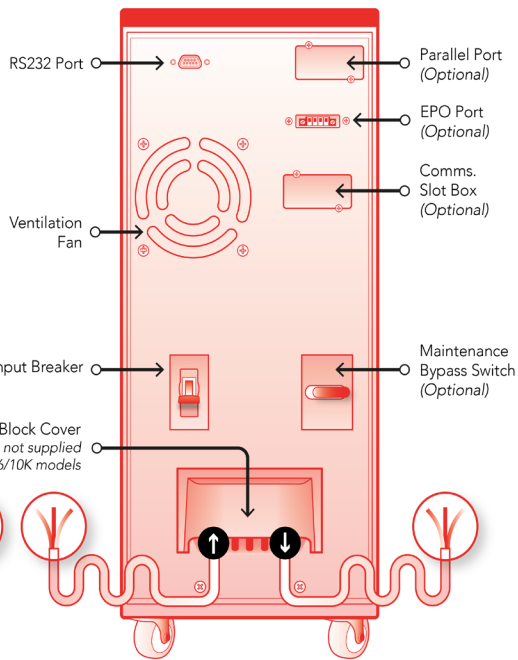
Maxima Online 2K
2000 VA / 1800 W



Maxima Online 3K
3000 VA / 2700 W



Maxima Online 6K
6000 VA / 5400 W



Maxima Online 10K
10000 VA / 9000 W

i The rear panel diagrams presented are for illustrative purposes only. Detailed drawings are available upon request.

PRODUCT CODE	DESCRIPTION
97617202	Maxima Online 2kVA 1Ph 220V 6x12V9Ah
97617302	Maxima Online 3kVA 1Ph 220V 6x12V9Ah
97617602	Maxima Online 6kVA 1Ph 220V 16x12V9Ah
97617103	Maxima Online 10kVA 1Ph 220V Tower

SOLLATEK (UK) LIMITED
Sollatek House, Waterside Drive, Langley, Slough SL3 6EZ, United Kingdom
Tel: +44 (1753) 214 500
Email: sales@sollatek.com
Web: www.sollatek.com

ISO9001: 2015 accredited company
All weights and dimensions are approximate. Specifications are subject to change without prior notice. ©Sollatek (UK) Limited 2025. All Rights Reserved. SOLLATEK and the SOLLATEK device are the trade marks of the Sollatek group of companies.

